



2012-2013 GMT Reports for District (or Undistricted) **District 318 B**

GMT: M NAGARAJAN

Location: INDIA

GMT CA: 6

CLUBS

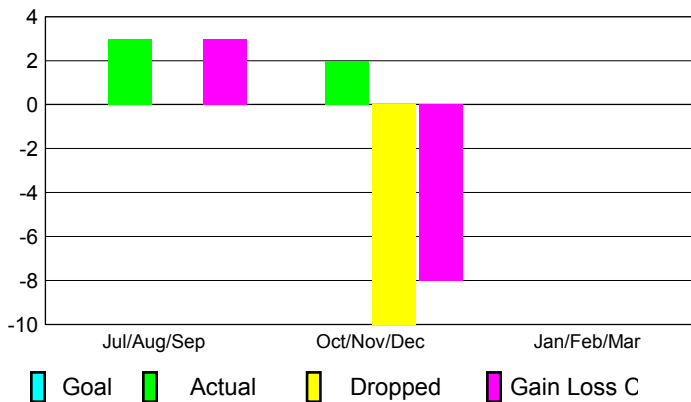
Club Results
2012-2013

Clubs
2011-2012

| Month | New Club Goal | Actual New Clubs | Actual Dropped Clubs | Gain/Loss of Clubs | Gain/Loss of Clubs |
|---------------|---------------|------------------|----------------------|--------------------|--------------------|
| Jul/Aug/Sep | | 3 | 0 | 3 | 3 |
| Oct/Nov/Dec | | 2 | -10 | -8 | 2 |
| Jan/Feb/Mar | | | | | 0 |
| Totals | | 5 | -10 | -5 | 5 |

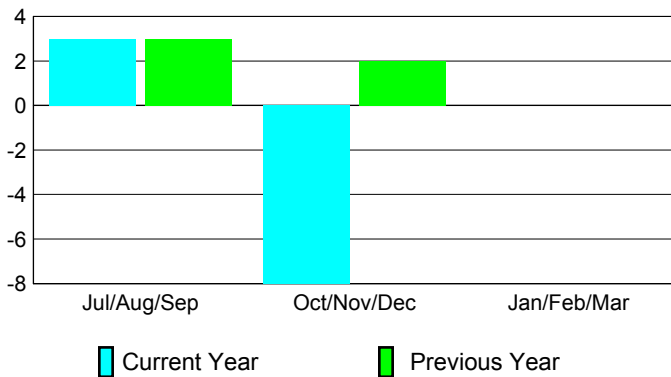
Club Results 2012-2013

Goal, New, Dropped, Gain/Loss



Comparison of Club Gain/Loss

Current Year Compared to the Previous Year



YTD Status Quo Clubs 2012-2013

Status Quo Clubs Compared to Status Quo Members



MEMBERSHIP

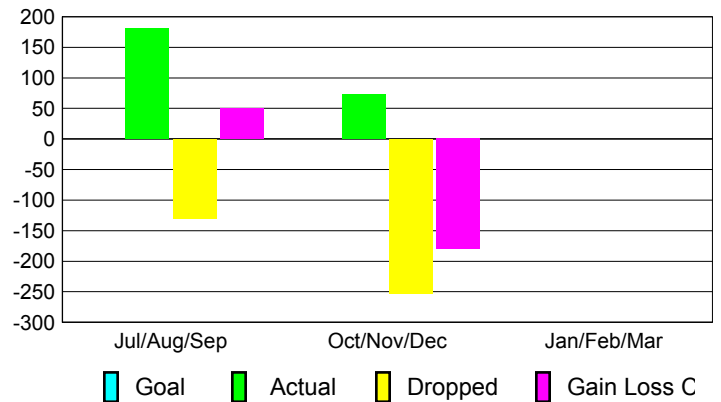
Membership Results
2012-2013

Membership
2011-2012

| Month | Net Memb Goal | Actual New Memb | Actual Dropped Memb | Gain/Loss of Memb | Gain/Loss of Memb |
|---------------|---------------|-----------------|---------------------|-------------------|-------------------|
| Jul/Aug/Sep | | 180 | -130 | 50 | 132 |
| Oct/Nov/Dec | | 73 | -253 | -180 | 73 |
| Jan/Feb/Mar | | | | | 38 |
| Totals | | 253 | -383 | -130 | 243 |

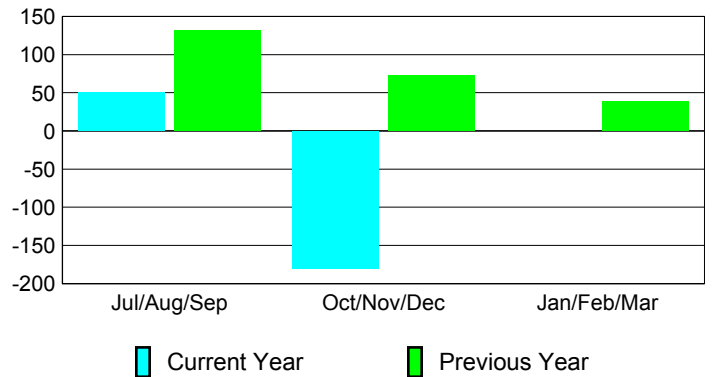
Membership Results 2012-2013

Goal, New, Dropped, Gain/Loss

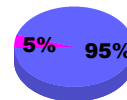


Comparison of Membership Gain/Loss

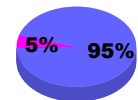
Current Year Compared to the Previous Year



Gender Comparison 2012-2013



Jul/Aug/Sep



Oct/Nov/Dec

Jan/Feb/Mar

Male

Female